



UNIVERSITY *of* ST. THOMAS

MINNESOTA

Division *of* Student Affairs

International Student Services



FALL 2011

International Enrollment

Executive Summary

Dear Colleagues,

We are pleased to present you with this statistical report on the international student community at the University of St. Thomas. International Student Services assumes the responsibility for serving UST's rapidly growing international community of students and scholars. International Student Services at the University of St. Thomas is responsible for tracking, reporting and providing services for over 380 enrolled and graduated international students.

As we embark on a university wide path to further campus internationalization, International Student Services and the entire Division of Student Affairs realize the importance of intercultural training as the foundation to better serving the international community in its entirety. ACIREMA, a simulation of the studious journey international students go through before entering St. Thomas, was introduced to Student Affairs Staff and Residence Hall Advisors this past year.

This report serves as a statistical resource about our international students (including degree seeking, exchanges, and other non-immigrant visa holders) at the University of St Thomas. This report does not include international scholars who serve as researchers, faculty members, or short-term lecturers at UST nor does it include immigrants such as green card holders, asylees, or refugees.

Regards,
Lori Friedman
Director, International Student Services
Division of Student Affairs
University of St. Thomas

International Student Services Staff

Lori Friedman
Director
frie2554@stthomas.edu

Samba Dieng
Assistant Director
dien1019@stthomas.edu

Cassie Bean
Program Manager
Bean5000@stthomas.edu

Sarah Churchill
Graduate Assistant
chur8965@stthomas.edu

Mohammed Al Zaher
Graduate Assistant
malzaher@stthomas.edu

International Student Services
161 Murray Herrick Campus Center
Mail 5014, 2115 Summit Ave
University of St. Thomas
St Paul, MN 55105
(651) 962-6650
(651) 962-6655 fax
stthomas.edu/oiss

Total International Population

Total international population at St. Thomas = 383 (3.6% of UST population)

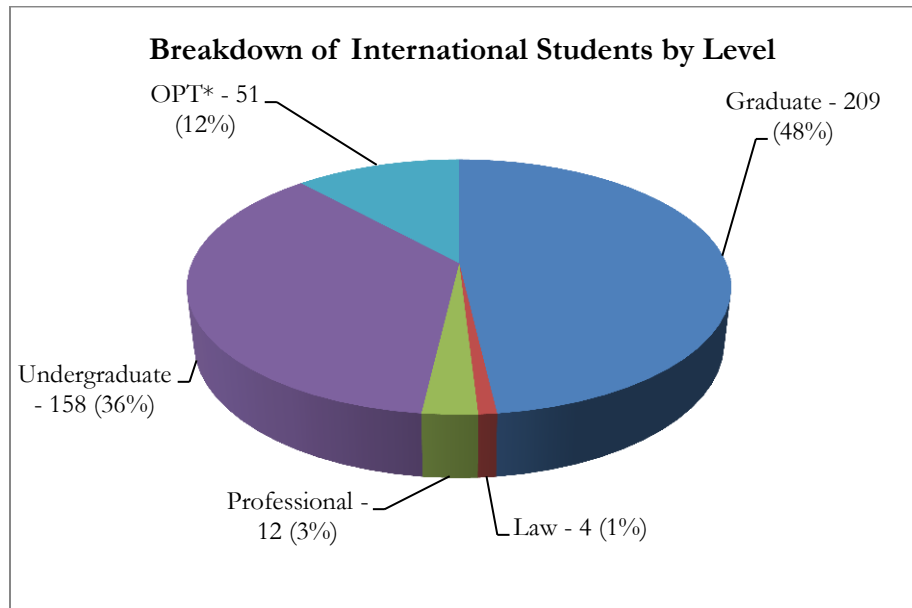
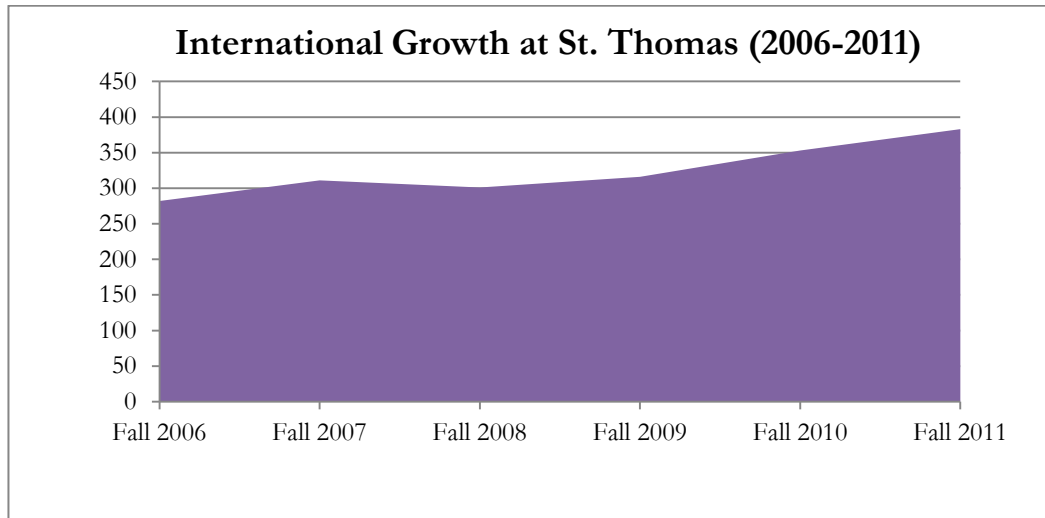
Undergraduate international students = 158 (2.6% of Undergrad UST population)

Graduate, Professional & Law international students = 225 (7.8% of Grad UST population)

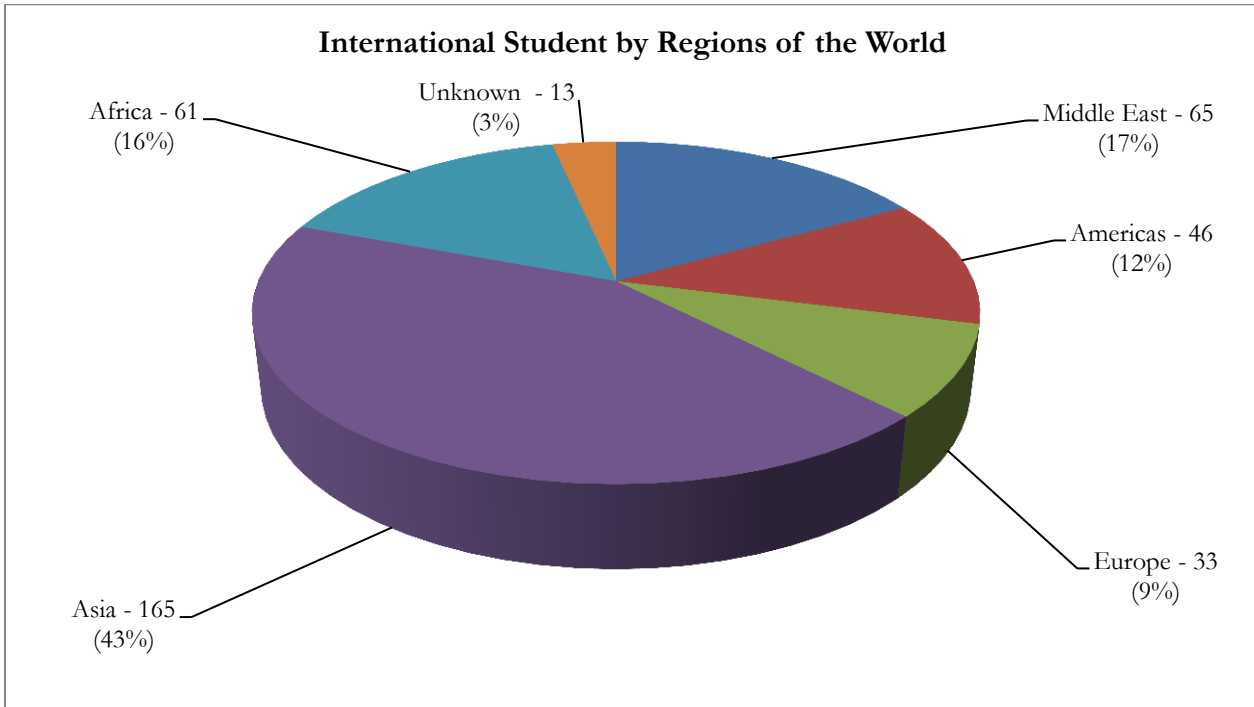
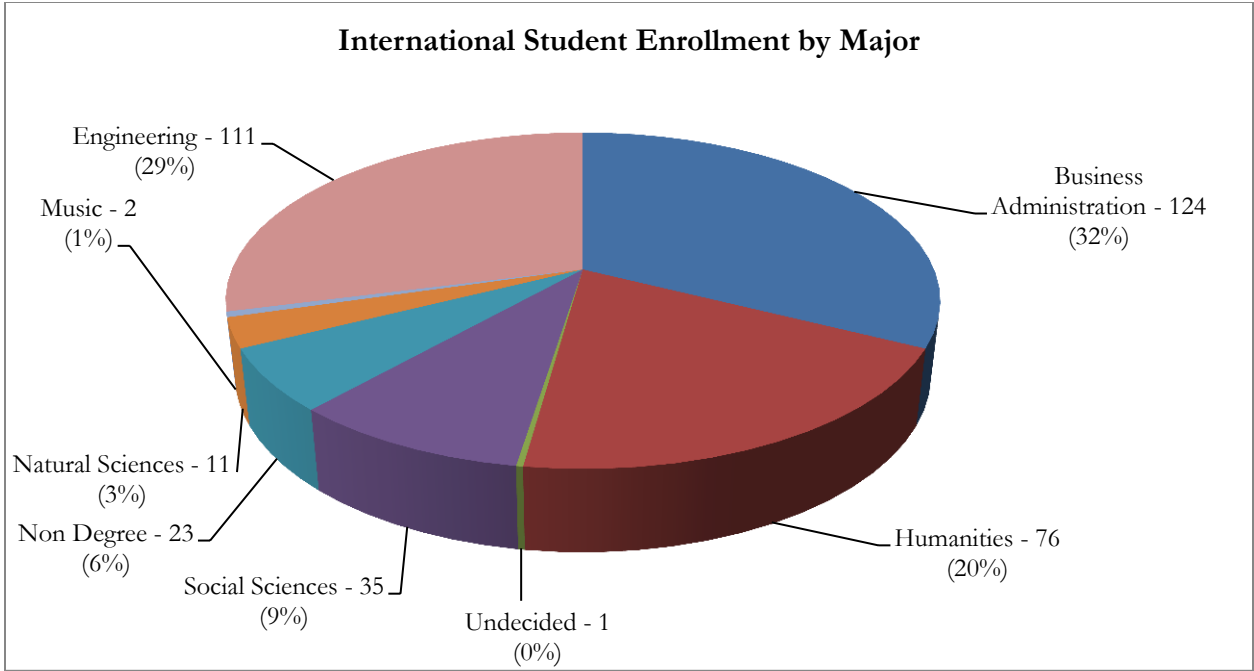
New incoming degree-seeking international students for Fall 2011 = 86

New Undergraduate international students = 44 (75% increase since Fall 2010)

New Graduate, Professional & Law international students = 42 (55% increase)



*Optional Practical Training (OPT) is a benefit for international students allowing them to work anywhere in the U.S. for 12 months after completion of their studies.



Top Countries Most Represented at St. Thomas

- 1) India (59) and Saudi Arabia (59)
- 2) China (41)
- 3) Uganda (34)
- 4) Nepal (17)

International Student Enrollment by Country (2011)

	<u>UG</u>	<u>G</u>	<u>Total</u>		<u>UG</u>	<u>G</u>	<u>Total</u>		<u>UG</u>	<u>G</u>	<u>Total</u>
Antigua and Barbuda	0	1	1	Hong Kong	1	0	1	Poland	5	1	6
Argentina	0	1	1	India	1	58	59	Russia	0	1	1
Bahamas	0	1	1	Indonesia	0	1	1	Saint Lucia	1	0	1
Bangladesh	1	2	3	Iran (Islamic Republic of)	0	1	1	Saudi Arabia	32	27	59
Brazil	7	1	8	Iraq	1	0	1	Singapore	0	2	2
Burundi	0	1	1	Ireland	2	1	3	Slovakia (Slovak Republic)	1	1	2
Cameroon	0	2	2	Japan	1	2	3	Spain	1	1	2
Canada	3	7	10	Kenya	1	3	4	Sri Lanka	0	1	1
China	26	15	41	Korea, Rep of (South Korea)	1	3	4	Sudan	0	1	1
Colombia	1	2	3	Kuwait	2	1	3	Taiwan, Republic of China	10	0	10
Cote D'Ivoire	0	1	1	Malaysia	0	2	2	Thailand	0	2	2
Czech Republic	1	1	2	Mexico	3	2	5	Trinidad and Tobago	1	3	4
Dem. Rep. of the Congo	2	0	2	Moldova, Republic of	1	0	1	Tunisia	0	1	1
Ecuador	2	1	3	Morocco	1	0	1	Uganda	21	13	34
El Salvador	0	1	1	Myanmar	0	1	1	Unknown	0	13	13
Ethiopia	1	3	4	Nepal	1	16	17	Uruguay	1	0	1
Finland	1	0	1	Netherlands	1	0	1	Venezuela	1	1	2
France	3	3	6	Nigeria	0	7	7	Viet Nam	9	2	11
Germany	1	3	4	Norway	3	0	3	Yemen	1	0	1
Ghana	0	5	5	Pakistan	0	5	5	Zimbabwe	1	0	1
Honduras	1	0	1	Peru	1	3	4				

UG: Undergraduate; G: graduate; Total Students = 383

Demographics of International Students at the University of St. Thomas

(The following data will be provided to the Institute for International Education for their annual Open Doors report)

International Students by Immigration Status

- *F-1 Visa, 279 students, 73%*
- *J-1 Visa, 20 students, 5%*
- *Other Visas, 84 students, 22%*

Other Visas: E2, FP, H1, H4, I, IO, JN, L1 and R1.

International Undergraduate Students by Class

- *Freshman, 64 students, 41%*
- *Sophomore, 32 students, 20%*
- *Junior, 36 students, 23%*
- *Senior, 26 students, 16%*

International Students by Gender

- *Male 61%*
- *Female 39%*

International Students by Marital Status

- *Single, 172 students, 45%*
- *Married, 59 students, 15%*
- *Divorced, 1 student, 0%*
- *Unknown, 151 students, 40%*

Primary Sources of International Student Funding

- *School Funds 28%*
- *Employment Funds 0%*
- *Other Funds 72%*

Other Funds: Personal/Family funds, Home University, Home Government, etc...

What do International Students Contribute to the U.S.?

(Source: 2010 Open Doors Report, published by Institute for International Education: www.iie.org/en/Research-and-Publications/Open-Doors)

- UST is ranked fourth among all the institutions in Minnesota with international students.
- Minnesota is ranked 18th among all the states in the U.S. in numbers of international students with 11,550 students. This is a 6.5% increase from the previous year.
- The leading places of origin for foreign students in the State of Minnesota are China, India, South Korea, Nepal and Canada.
- 690,923 foreign students studied in the U.S. in 2009-2010. International students contributed over \$20 billion to the U.S. economy in 2009-2010.